

Quick Setup Guide

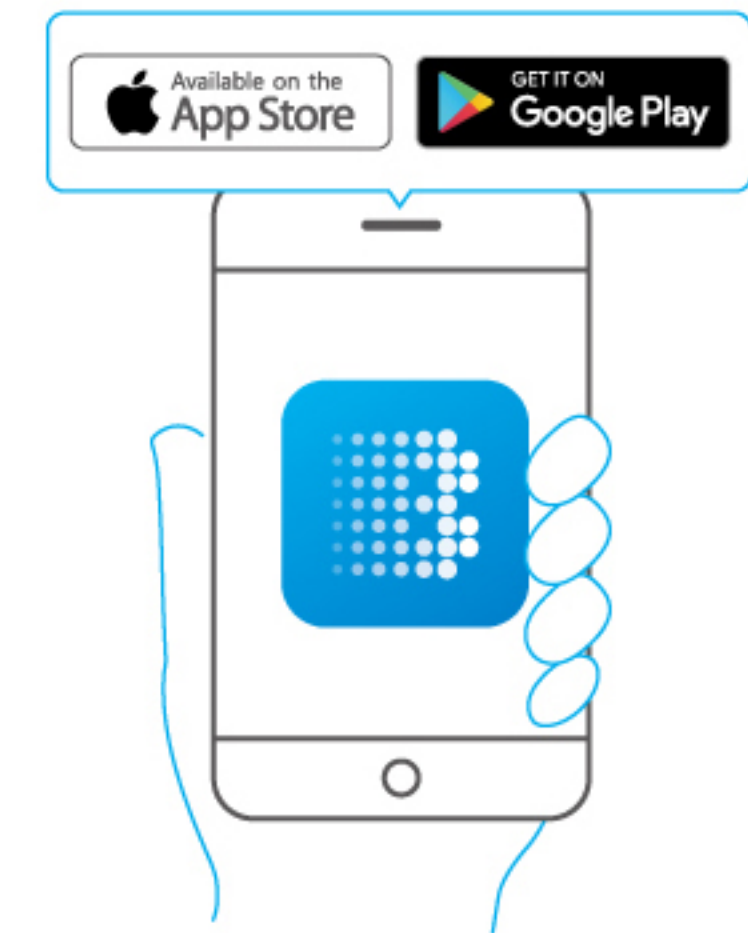


STEP 1 What's required

- Internet 
- Wi-Fi Router 
- Phone 
- Power on device

- A smartphone or tablet running iOS 9.0 / Android™ 4.1 or higher.
- A 2.4GHz Wi-Fi network with Internet connection.
- Power on the device and make sure the LED indicator or bulb is flashing intermittently.

STEP 2 Get the APP



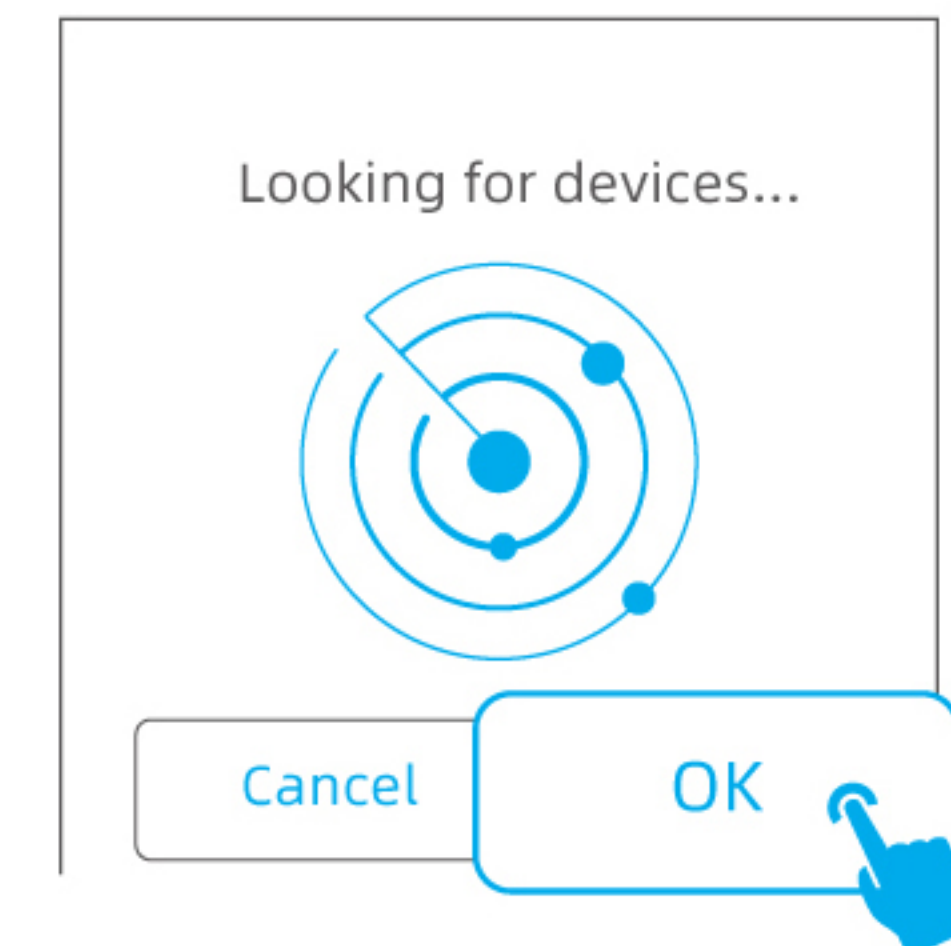
- Connect your smartphone to your home Wi-Fi network (2.4GHz only).
- Download the latest "BroadLink" APP from APP Store, Google Play and install it on your smart phone.

STEP 3 Sign in APP



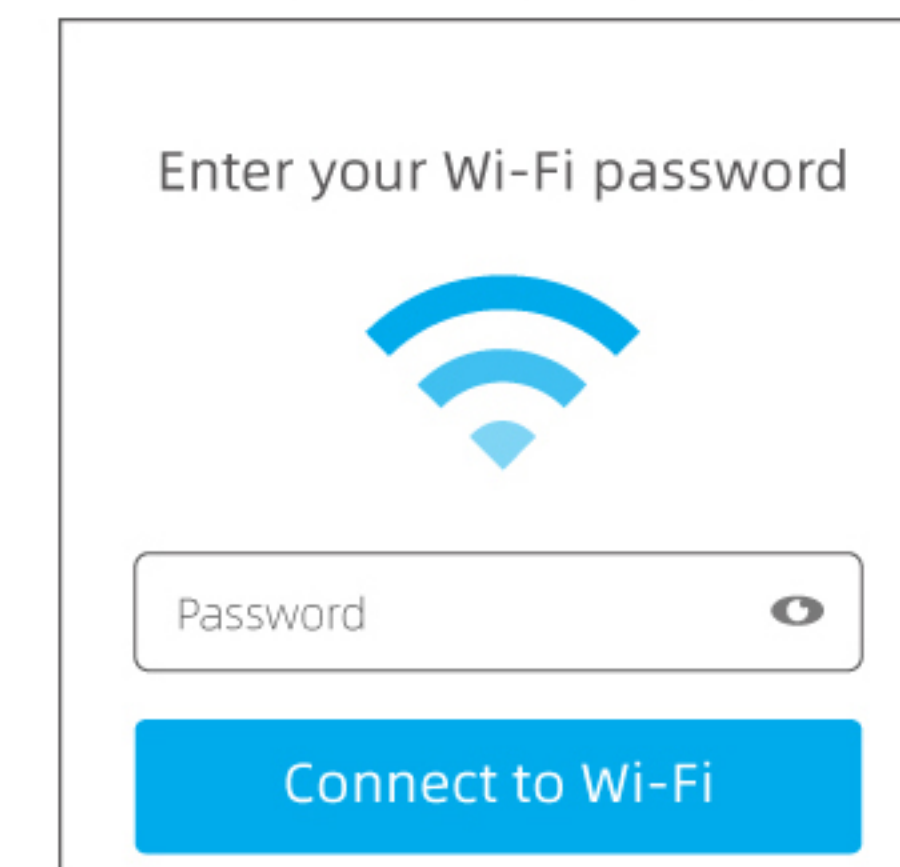
- Open the BroadLink APP, tap "BroadLink account" and sign in to your cloud account.
- If you don't have an account, tap the "Sign up" to create a new account.
- Link your account with Apple ID or Google account for quick sign-in next time (optional).

STEP 4 Add device in APP



- Tap "+" on top right corner and choose "Add device".
- Select "OK" to get to next step.
- The APP will start to scan and look for your device SSID "BroadLink_WiFi_Device" automatically, it may take up to 1 minute.

STEP 5 Connect device to Wi-Fi network



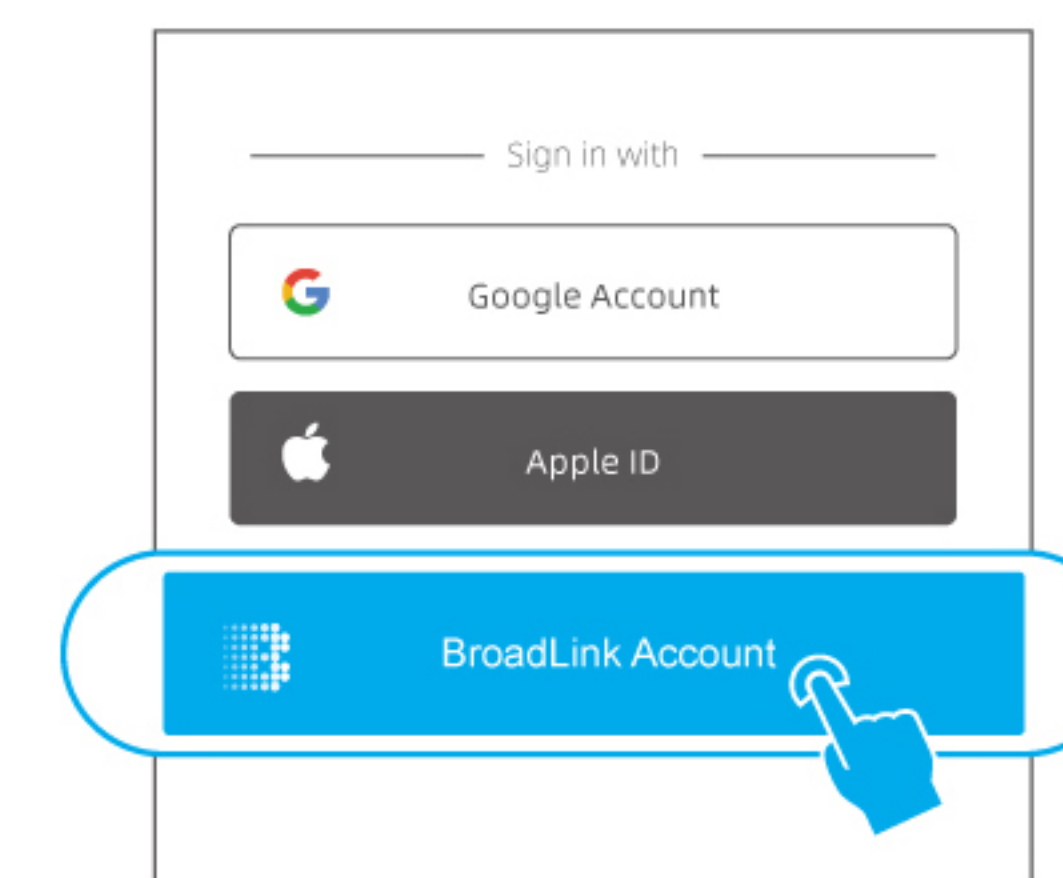
- Choose your home Wi-Fi network, input password and tap "Connect to Wi-Fi", the LED indicator will be flashing slower and then off. The device is successfully connected.
- Choose the room and name the device.
- Control device at BroadLink APP now.

STEP 6 Download Alexa, Google home



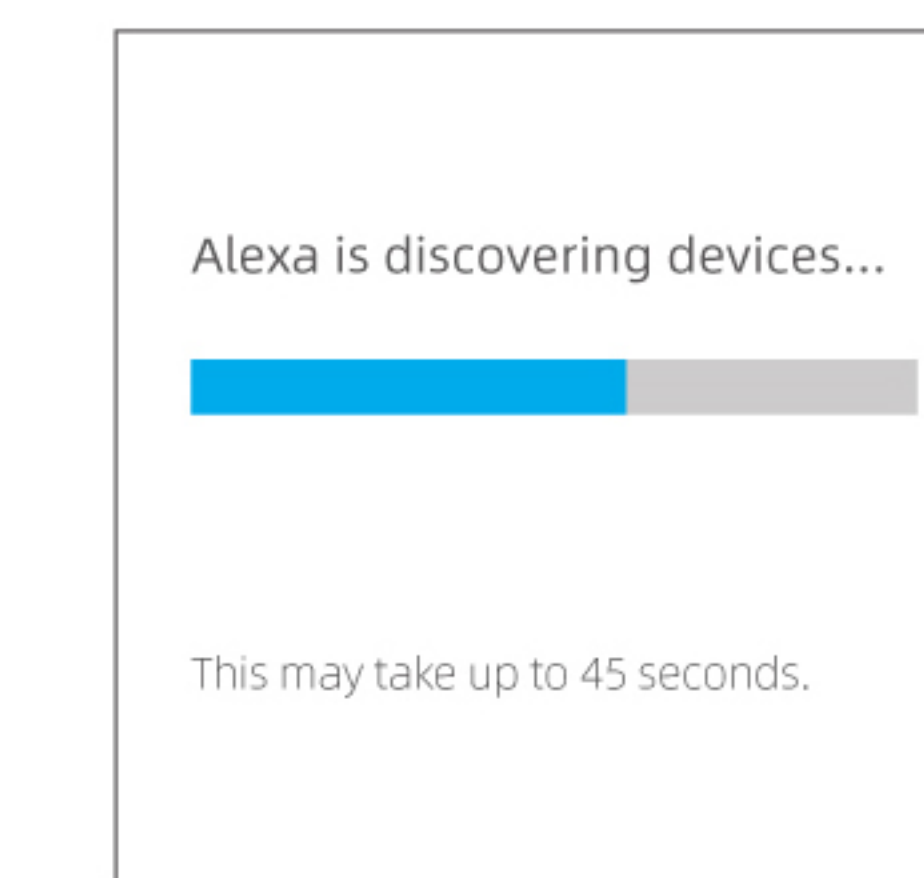
- Download the latest version of Alexa or Google Home APP.
- In Alexa APP, tap "≡", and choose "Skills & Games". Tap "Q" to search and enable "BroadLink".
- In Google Home APP, tap "+" and choose "Set up device". Tap "works with Google", then search and enable "BroadLink".

STEP 7 Link account



- Tap "BroadLink account" and sign in.
- Link your email with Apple ID or Google account for quick sign-in later (optional)
- Complete the skill account linking.

STEP 8 Discover devices



- After discovering devices, you will be able to control the device by APP or voice. Congratulations!
- * If you are setting up the second device, you will get notification from Alexa after STEP 4 is completed, or you can find the device in Google Home APP after few minutes.

